

# KANWEE JAPAN K50

High Performance Two Way Radio

# IP68

**PROFESSIONAL  
TRANSCIVER  
Walkie Talkie (LF)  
PMR446Mhz**

**License Free**

**For EXTRA  
Very-Long Range**

**KANWEE K50 Radio In India With  
The Real IP68 Waterproof Rating**

**The Highest Level  
of IP68 Waterproof.**

**Radio is waterproof for up to  
1 hour 30 minutes and are protected  
from dust - all without the need for  
extra cases or covers.**

**Durable & Strong**



# KANWEE JAPAN K50

High Performance Two Way Radio

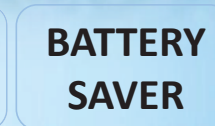
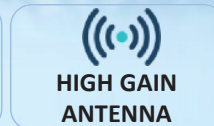
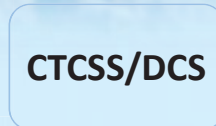
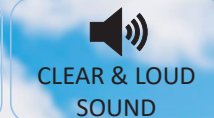
PROFESSIONAL  
TRANSCEIVER



## PREMIUM SOUND

High-quality speakers for loud and clear sound even in crowded place.

High-quality Mic Capture voice with crystal-clear audio.



## BIGGER BATTERY CAPACITY ORIGINAL **5200mAh** LITHIUM BATTERY

Our lithium battery have advantages including higher security, higher reliability, and higher consistency. Excellent product quality, cost-effective lithium batteries, have been highly praised and recognized by international and domestic high-end customers.



**Up to 5 Days**

Standby Time

**Up to 15 Hours**

Working Time



K50 Radio with  
IP68 Rating for  
Unmatched  
water & Dust Proof



It's time to get connected

# IP (Ingress Protection) Ratings Guide



## IP65

An IP65 Rating means the Radio has the highest level of dust protection, and is able to withstand low-pressure water jets from all directions. **IP65 is not a waterproof Radio.**

## IP66

IP66 is an Ingress Protection Rating and refers to dust tight and protected against powerful waterjets. **IP66 is not a waterproof Radio.**

## IP67

IP67 rating, that indicates it is "waterproof." The 6 indicates "complete protection against dust & devices are considered water-resistant up to a depth of about 3 feet for up to 15-20 minutes,"

## IP68

**KANWEE K50 With an IP68 rating.**

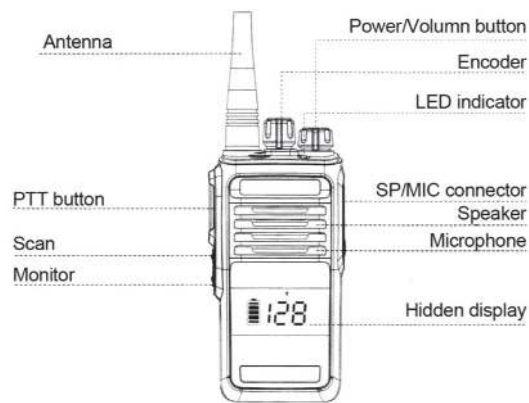
Radio is waterproof for up to 1 hour 30 minutes, and are protected from dust - all without the need for extra cases or covers.



## PRODUCT DETAILS



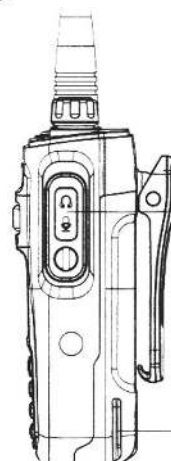
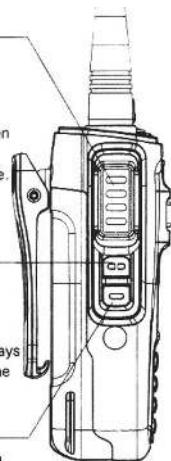
General		Transmitter		Receiver	
Frequency Range	446MHz	Frequency Range	446-446.025MHZ	Frequency Range	446-446.025MHZ
Channel	128	RF Power	0.5W	Sensitivity	≤0.2 μ V
Working Voltage	7.4VDC	Modulation Type	FM	Occupied Bandwidth	≤16KHz
Working Temperature	-20°C+60°C	Spurious Radiation	≤7.5 μ W	Selectivity	≥65dB
Antenna	High Gain Antenna	Modulation Noise	<-40dB	Intermodulation	≥55dB
Antenna Impedance	50 Ω	Modulation Distortion	<5%	Audio Power Output	1W
Mode of operation	Simplex or Semi-duplex	Frequency Stability	5ppm	Audio Distortion	≤10%
Weight	248g (5200mAh)	Max Fr. Deviation	± 5KHz	Frequency Stability	5ppm
		Current	≤ 1400mA	Current	Standby 60mA Working 150Ma
		Audio Response (300-3400Hz)	+6.5~-14dB	Audio Response (300-3400Hz)	+7~-12.5dB
		Adjacent Ch. Power	≥65dB		



**PTT**  
 Pres and hold down the [PTT] button to transmit; Release it to receive.  
 Busy forbidden, issued a forbidden tone.  
 TOT time to issued forbidden tone.

**SK- SIDE KEY 1**  
 Short press to turn on FM, short : press again to turn of FM.  
 Long press to start the reverse frequency function, the icon displays [R] ; then long press to activate the of-line function, [T] is displayed, then long press to close.

**SK- SIDE KEY 2**  
 Short press [flashlight] : reserved  
 Long press [C Monitor] : press and hold the monitor, the speaker turns on, release it to exit



**Belt clip**  
**Mic/speakerjack/programming port**  
 Used to connect headset or external programming cable Programmable via PC programming software.

**Li-ion battery**  
 For charging the radio.

Monitor / High/Low Power / VOX ON/OFF / Busy Channel / Lockout / VOX Sensitivity / Squelch Level / Voice Guide / Programming Password / Time Out Timer / CTCSS/DCS Wide/Narrow Band / Battery Saver / Scan / Lower Power Alert / Voice Componder / ANI Code

## Standard Accessories



**5200mAh**  
LITHIUM BATTERY



Hi-Gain  
Antenna



Charger



Belt Clip

## Optional Accessories



C Type Handsfree



D Type Handsfree



Clear Tube Handsfree



Boom Mic  
Handsfree



Water Proof Cover



Programming Cable



6 Multi Unit Charger



Leather Case



सत्यमेव जयते

# भारत का राजपत्र

## The Gazette of India

असाधारण

EXTRAORDINARY

भाग II—खण्ड 3—उप-खण्ड (i)

PART II—Section 3—Sub-section (i)

प्राधिकार से प्रकाशित

PUBLISHED BY AUTHORITY

सं. 753]

नई दिल्ली, बृहस्पतिवार, अक्तूबर 18, 2018/आश्विन 26, 1940

No. 753]

NEW DELHI, THURSDAY, OCTOBER 18, 2018/ASVINA 26, 1940

संचार मंत्रालय

(बैतार योजना एवं समन्वय स्कंध)

मधिसूचना

नई दिल्ली, 18 अक्तूबर, 2018

**सा.सा.नि.1047(ब).**—केंद्रीय सरकार, भारतीय तार अधिनियम, 1885 (1885 का 13) की धारा 4 और धारा 7 तथा भारतीय बैतार तारवांचिकी अधिनियम, 1933 (1933 का 17) की धारा 4 और धारा 10 द्वारा प्रदत्त शक्तियों का प्रयोग करते हुए निम्नलिखित नियम बनाती है, अर्थात्:—

**1. संक्षिप्त नाम और प्रारंभ** - (1) इन नियमों का संक्षिप्त नाम निम्न शक्ति और अति निम्न शक्ति शोर्ट रेंज रेडियो आवृत्ति युक्तियों का उपयोग (अनुज्ञप्ति की अपेक्षा से छूट) नियम, 2018 है।

(2) ये राजपत्र में उनके प्रकाशन की तारीख को प्रवृत्त होंगे।

**2. परिभाषाएं**-- इन नियमों में, जब तक कि संदर्भ से अपेक्षित न हो, --

(क) "अधिनियम" से भारतीय तार अधिनियम, 1885 (1885 का 13) अभिप्रेत है;

(ख) "प्राधिकारी" से भारतीय तार अधिनियम, 1885 (1885 का 13) की धारा 4 की उपधारा (2) के अधीन केंद्रीय सरकार द्वारा अधिसूचित प्राधिकारी अभिप्रेत है;

(ग) "प्रभावी विकिरण शक्ति (दी गई दिशा में)" अथवा ई.आर.पी से अभिप्रेत है; दी गई दिशा में एंटीना को भेजी गई शक्ति और "हाफ-वेव ध्रुव एन्टेना" के सापेक्ष इसके सिग्नल में बढोत्तरी का गुणांक।

(घ) "समन्वय समस्थानिक विकिरण शक्ति" से अभिप्रेत है, एन्टेना के सबसे मजबूत किरणपुंज की दिशा में वास्तविक स्रोत के रूप में वही सिग्नल सामर्थ्य देने की कुल शक्ति जिसे एक कल्पित समस्थानिक एन्टेना द्वारा विकिरणित किया जाना है;

**MINISTRY OF COMMUNICATIONS**  
(Wireless Planning and Coordination Wing)

**NOTIFICATION**

New Delhi, the 18th October 2018

**G.S.R. 1047(E).**—In exercise of the powers conferred by sections 4 and 7 of the Indian Telegraph Act, 1885 (13 of 1885) and sections 4 and 10 of the Indian Wireless Telegraphy Act, 1933 (17 of 1933), the Central Government hereby makes the following rules, namely:

**1. Short title and commencement.**— (1) These rules may be called the Use of Low Power and Very Low Power Short Range Radio Frequency Devices (Exemption from Licensing Requirement) Rules, 2018.

(2) They shall come into force on the date of their publication in the Official Gazette.

**2. Definitions.**— In these rules, unless the context otherwise requires, -

(a) "Act" means the Indian Telegraph Act, 1885 (13 of 1885);

(b) "Authority" means the authority notified by the Central Government under sub-section

(2) of section 4 of the Indian Telegraph Act, 1885 (13 of 1885);

(c) "effective radiated power (in a given direction)" or e.r.p. means the product of the power supplied to the antenna and its gain relative to a half-wave dipole in a given direction;

(d) "equivalent isotropic radiated power" or e.i.r.p. means the total power that would have to be radiated by a hypothetical isotropic antenna to give the same signal strength as the actual source in the direction of the antennas strongest beam;

(e) "power density" means the total energy output per unit bandwidth from a pulse or sequence of pulses for which transmit power is at its maximum level, divided by the total duration of the pulses;

(f) "duty cycle" means ratio expressed as a percentage of the cumulative duration of transmission  $T_{m\_cum}$  within an observation interval  $T_{obs}$ :

$$\text{duty cycle } DC = \left( \frac{T_{m\_cum}}{T_{obs}} \right) \times 100 \text{ on an observation bandwidth } F_{obs}$$

(g) words and expressions used in these rules and not defined but defined in the Act and the Indian Wireless Telegraphy Act, 1933 (17 of 1933), shall have the same meanings

respectively as assigned to them in those Acts.

**3. Exemption.**— No licence shall be required by any person to establish, maintain, work, possess or deal in any wireless equipment for the purpose of usage of low power and very low power short range radio frequency devices or wireless equipment in the frequency band, on non-interference, non-protection and shared and nonexclusive basis, with the equivalent isotropic radiated power or effective radiated power, complying with the technical specification contained in the Tables-I to IX, namely: —

**Table-I**

**Inductive device**

S.No.	Frequency range in kHz	Transmit power limit/field strength limit/power density limit	Additional parameters (channeling and/ or channel access and occupation rules)	Other usage restrictions	*EN No.
(1)	(2)	(3)	(4)	(5)	(6)
1	6765-6795	42 dBµA/m at 10 metres			EN 300 330

\*EN: is a number and acronym used for Harmonized European Standard as produced by European Telecommunications Standards Institute (ETSI).

**Note:** For the purpose of this Table, inductive device mean radio devices that use magnetic fields with inductive loop systems for near field communications and typical uses include devices for car immobilisation, animal identification, alarm systems, cable detection, waste management, personal identification, wireless voice links, access control, proximity sensors, anti-theft systems, including radio frequency anti-theft induction systems, data transfer to hand-held devices, automatic article identification, wireless control systems and automatic road tolling.

**Table -III****High duty cycle or Continuous transmission device**

S.No.	Frequency Range in MHz	Transmit power limit/field strength limit/power density limit	Additional parameters (channeling and/or channel access and occupation rules)	Other usage restrictions	*EN No.
(1)	(2)	(3)	(4)	(5)	(6)
1	87.5-108	50 nW e.r.p.			EN 301 357

\*EN: is a number and acronym used for Harmonized European Standard as produced by European Telecommunications Standards Institute (ETSI).

**Note:** For the purpose of this Table, high duty cycle or continuous transmission device mean radio device that rely on low latency and high duty cycle transmissions and used for personal wireless audio and multimedia streaming systems used for combined audio or video transmissions and audio or video sync signals, mobile phones, automotive or home entertainment system, wireless microphones, cordless loudspeakers, cordless headphones, radio devices carried on a person, assistive listening devices, in-ear monitoring, wireless microphones for use at concerts or other stage productions, and low power analogue FM transmitters (band 36).

**Table -IV****Assistive listening device**

S.No.	Frequency range in MHz	Transmit power limit/field strength limit/power density limit	Additional parameters (channeling and/or channel access and occupation rules)	Other usage restrictions	*EN No.
(1)	(2)	(3)	(4)	(5)	(6)
1	169.4-169.475	500 mW e.r.p.	Channel spacing: ≤ 50 kHz		EN 300 422
2	169.4875-169.5875	500 mW e.r.p.	Channel spacing: max 50 kHz		EN 300 422

\*EN: is a number and acronym used for Harmonized European Standard as produced by European Telecommunications Standards Institute (ETSI).

**Note:** For the purpose of this Table, assistive listening device covers radio communications systems that allow persons suffering from hearing disability to increase their listening capability. Typical system installations include one or more radio transmitters and one or more radio receivers.

**Table -V****Personal Mobile Radio 446 MHz device**

S.No.	Frequency range in MHz	Transmit power limit/field strength limit/power density limit	Additional parameters (channeling and/or channel access and occupation rules)	Other usage restrictions	*EN No.
(1)	(2)	(3)	(4)	(5)	(6)
1	446.0-446.2	500 mW e.r.p.	Channel spacing: 6.25 kHz and 12.5 kHz		EN 300 113-2, EN 301 166-2, EN 300 296-2

\*EN: is a number and acronym used for Harmonized European Standard as produced by European Telecommunications Standards Institute (ETSI).

**Note:** For the purpose of this Table, personal mobile radio 446 MHz device means hand portable radio with no base station or repeater use and uses integral antennas only in order to maximise sharing and minimise interference, and which operates in short range peer-to-peer mode and shall be used neither as a part of infrastructure network nor as a repeater;