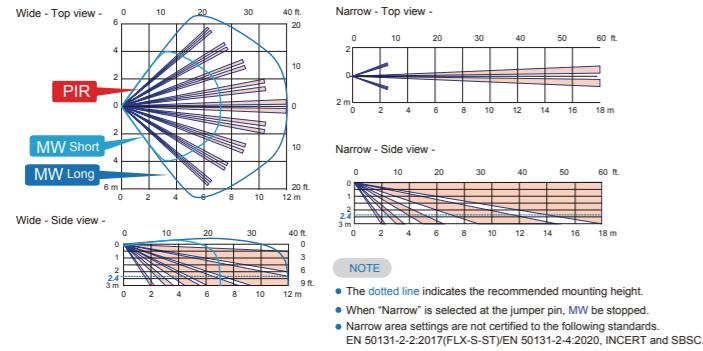
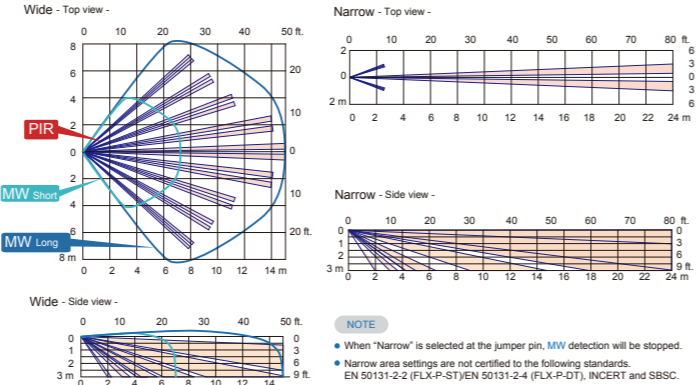


Detection Areas

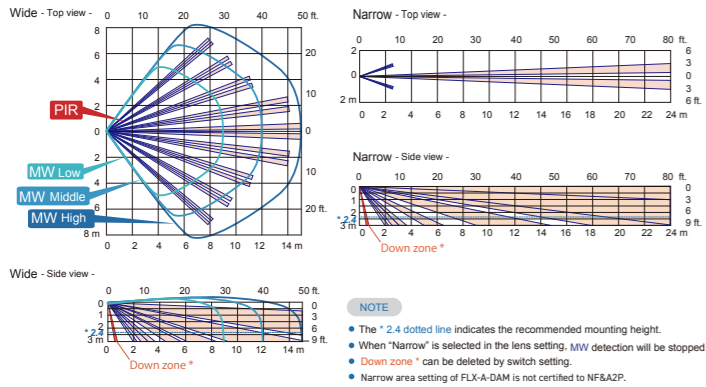
Standard Model



Professional Model

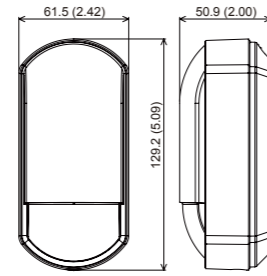


Advanced Model

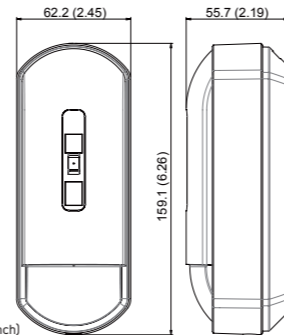


Dimensions

Standard Model / Professional Model



Advanced Model



Unit: mm (inch)

Specifications

Part name	FLX-S-ST	FLX-S-DT	FLX-P-ST	FLX-P-DT	FLX-A-AM	FLX-A-DAM
Model name	Standard		Professional		Advanced	
Mounting height	2.0 to 3.0 m (6'7" to 9'8")					
Detection method	Passive infrared	Passive infrared & Microwave	Passive infrared	Passive infrared & Microwave	Passive infrared	Passive infrared & Microwave
Coverage	Wide: 12 m (40') 85° Narrow: 18 m (60') 5° (MW will be stopped in "Narrow" setting)		Wide: 15 m (50') 85° Narrow: 24 m (80') 5° (MW will be stopped in "Narrow" setting)		Wide: 15 m (50 ft.) 85° Narrow: 24 m (80 ft.) 5° (No MW detection at "Narrow" setting)	
Alarm period	2.0 ± 0.5 s					
Warm-up period	Approx. 60 s (LED blinks)					
LED indicator	Green: [1] Warm-up [2] Alarm				Multiple: Warm-up / Green: Alarm and Masking detection Yellow: Self test error / Red: Low voltage	
Power input	9.5 to 16 V DC					
Current draw	8 mA (normal) 11 mA (max.) at 12 V DC	11 mA (normal) 14 mA (max.) at 12 V DC	8 mA (normal) 11 mA (max.) at 12 V DC	11 mA (normal) 14 mA (max.) at 12 V DC	12 mA (normal) 16 mA (max.) at 12 V DC	16 mA (normal) 21 mA (max.) at 12 V DC
Relay output	N.C. 24 V DC 0.1 A max. (Resistive load)					
	N.C. 24 V DC 0.1 A max. (Resistive load) (Open when the cover is removed)					
	N.C. 24 V DC 0.1 A max. (Resistive load)					
Remote LED	-				✓	
Operation temperature	-20°C to +50°C (-4°F to +122°F)	-20°C to +45°C (-4°F to +113°F)	-20°C to +50°C (-4°F to +122°F)	-20°C to +45°C (-4°F to +113°F)	-20°C to +50°C (-4°F to +122°F)	-20°C to +45°C (-4°F to +113°F)
Temperature compensation	Digital (SMDA)					
Relative humidity	95% RH max.					
Dimension	H: 129.2 x W: 61.5 x D: 50.9 mm (H: 5.09" x W: 2.42" x D: 2.00")				H: 159.1 mm x W: 62.2 mm x D: 55.7 mm (H: 5.09" x W: 2.42" x D: 2.00")	
Weight	90 g (3.17 oz)	105 g (3.7 oz)	95 g (3.35 oz)	110 g (3.88 oz)	180 g (6.35 oz)	200 g (7.05 oz)

- Specifications and designs are subject to change without prior notice.
- These units are designed to detect an intruder and activate an alarm control panel. Being only a part of a complete system, we cannot accept responsibility for any damages or other consequences resulting from an intrusion.
- Advanced models (FLX-A-AM and FLX-A-DAM) are certified to NF&A2P when operation temperatures are -10°C to +55°C (14°F to +131°F).

Options

- CW-G2** -Compliant to EN-Grade II
-Wall or Ceiling mount selectable
-Horizontally +/-45°
-Vertically -5 to 20° downward
- CW-G3** -Compliant to EN-Grade III
-Wall Tamper
-as same as CW-G2

Web based manual

Standard model

Professional model

Advanced model

OPTEX
OPTEX CO., LTD. (JAPAN)
www.optex.co.jp/e

OPTEX INC. / AMERICAS HQ (U.S.)
www.optexamerica.com
OPTEX EMEA Security Headquarters
OPTEX EUROPE LTD (UK)
OPTEX Security B.V. (EU)
www.optex-europe.com

OPTEX SECURITY SAS (France)
www.optex-europe.com/fr
OPTEX SECURITY Sp.z o.o. (Poland)
www.optex-europe.com/pl
OPTEX PINNACLE INDIA, PVT., LTD. (India)
www.optexpinnacle.com
OPTEX KOREA CO., LTD. (Korea)
www.optexkorea.com

OPTEX (DONGGUAN) CO., LTD.
SHANGHAI OFFICE (China)
www.optexchina.com
OPTEX (Thailand) CO., LTD. (Thailand)
optex-asean.com



FlipX

INDOOR PIR / COMBINATION DETECTOR

Standard Model

- 12 m (40 ft.) 85 degree Wide
- 18 m (60 ft.) Narrow

Professional Model

- 15 m (50 ft.) 85 degree Wide
- 24m (80 ft.) Narrow

Advanced model

- 15 m (50 ft.) 85 degree Wide
- 24 m (80 ft.) Narrow
- Anti-Masking

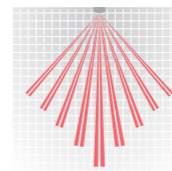

FlipX is the newly developed indoor motion detector not only with a lot of highly evaluated features for existing indoor motion detectors but also with know-how obtained from our experiences of outdoor motion detector development.

Basic Features


Flip Lens

Selectable wide & narrow area with one lens. By turning the lens upside down, the shape of detection area can be changed from WIDE to NARROW.

Wide Detection Area



Narrow and Long Detection Area



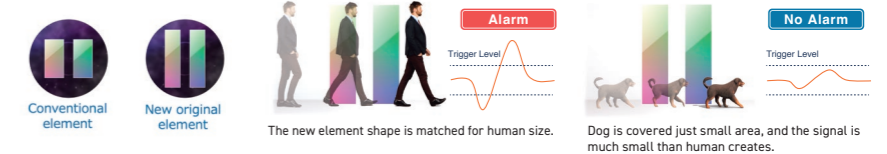
Easily Viewable LED Color

LED color is green and viewable from distance.



Human-Catch Element

The new element size has been designed to create proper detection areas and optimize detection sensitivity.



Other Basic Common Features

- ▶ Refined Spherical Lens
- ▶ SMDA
- ▶ 180 Degree Cover Lock
- ▶ Double Conductive Shielding (Advanced & Professional models)
- ▶ Microwave upgrade (Dual Tech models)

Standard Model

Choice for everyday intrusion



FLX-S-ST

PIR

FLX-S-DT

PIR and MW


- 10.525GHz(X5)
- 10.587GHz(X8)
- 9.425GHz(X9)

-12 m (40 ft.) 85 degree Wide
-18 m (60 ft.) Narrow

Compliant to EN-Grade II¹

Pet Tolerance^{*2}

Standard model gives high false alarm protection with excellent tolerance to spot temperature changes from small animals and pet.



^{*1} when PIR sensitivity should be "Middle" or "High"
^{*2} when PIR sensitivity setting is "Low"

Application Examples Residence and Light Commercial



Professional Model

Choice for more secure intrusion sensing / commercial and professional applications



FLX-P-ST

PIR

FLX-P-DT

PIR and MW

- 10.525GHz(X5)
- 10.587GHz(X8)
- 9.425GHz(X9)

-15 m (50 ft.) 85 degree Wide
- 24m (80 ft.) Narrow

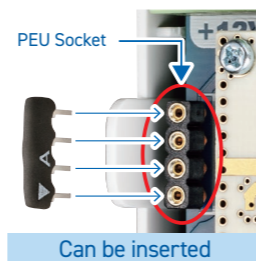
Compliant to EN-Grade II

PEU Socket

Optional PEU(Plug-In End Of Line Unit) are available for FlipX.

PEU can be inserted into the PEU socket on PCB.

You don't have to connect axial resistors into terminals with signal cables to differentiate between alarm and tamper signals.



Application Examples Commercial and professional



Advanced Model

Choice for advanced high-end high-risk intrusion sensing



FLX-A-AM

PIR with Anti-masking

FLX-A-DAM

PIR and MW with Anti-masking

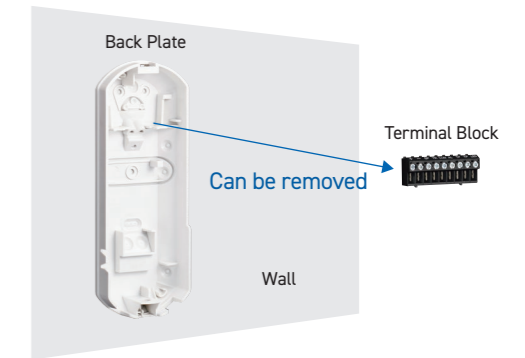
- 10.525GHz(X5)
- 10.587GHz(X8)
- 9.425GHz(X9)

- 15 m (50 ft.) 85 degree Wide
- 24 m (80 ft.) Narrow

Compliant to EN-Grade III

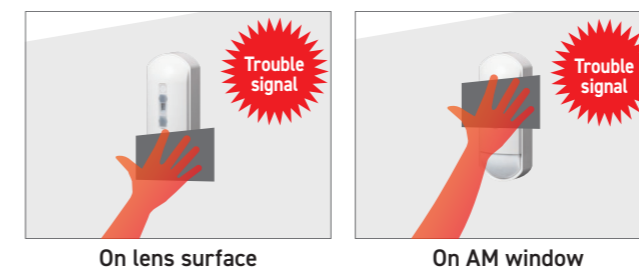
Removable Terminal Block

Terminal block can be removed from Back Plate for easy wiring, easy replacement of the item with no access to key parts on Main Unit.



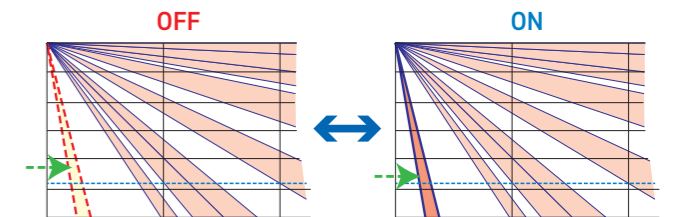
Double Protection Anti-Masking

FlipX has IR Anti-masking function generating a trouble signal when detector is masked.



Down Zone Switch

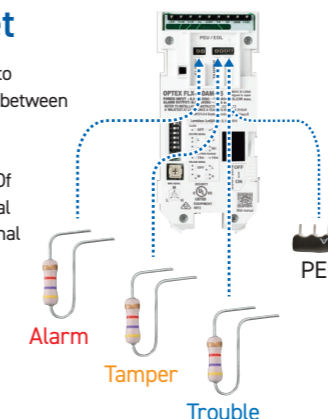
Downzone detection area is selectable "ON" or "OFF".



EOL Resistor Socket

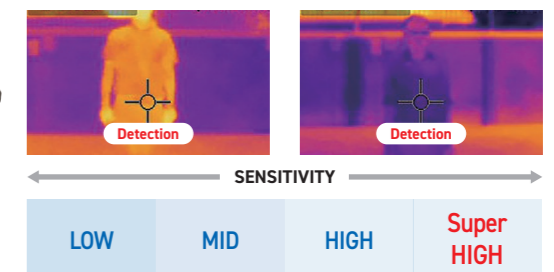
You don't have to connect axial resistors into terminals with signal cables to differentiate between alarm, trouble and tamper signals.

Axial resistors & optional PEU(Plug-In End Of Line Unit) are available for FlipX. Either axial resistors enclosed to Control Panel or optional PEU can be inserted into the EOL Resistor Socket.



Super High Sensitivity

Even if temperature between human and background becomes close, Super High PIR Sensitivity can be selectable to provide far greater catch performance for the site where mis-alarm is unacceptable



Application Examples High-end high-risk intrusion sensing

